

Scaled data based on original data using
LM-79-08 Approved Method: Electrical and Photometric Measurements of Solid-
State Lighting Products

Test Report Prepared for
Cooper Lighting Solutions
(formerly Eaton)

Brand: STREETWORKS

Report Number: P316149

Luminaire Tested: **GAN-SA5A-740-U-5WQ**

Issue Date: 3/3/2020

Test Information

Test Method: LM-79-08
Report Number: P316149
TEST IS SCALED FROM IESNA LM-79-08 TEST DATA (G2-1903-205-2)
Test Lab: INNOVATION CENTER
Issue Date: 3/3/2020
Manufacturer: COOPER LIGHTING SOLUTIONS (FORMERLY EATON)
Product Line: STREETWORKS
Catalog Number: GAN-SA5A-740-U-5WQ
Description: GALLEON AREA AND ROADWAY LUMINAIRE
(5) 70 CRI, 4000K, 615mA LIGHTSQUARES WITH 16 LEDS EACH AND TYPE V WIDE OPTICS
Light Source: -
Ballast/Driver: ELECTRONIC DRIVER

Summary

Lumens per Lamp: N/A
Luminaire Lumens: 24533 lumens
Efficiency: N/A
Efficacy: 151.4 lumens/watt
Luminous Opening: Rectangular (W 1.5' x L: 1' x H: 0')
IES Classification: Type V - Short
BUG Rating: B5 - U0 - G3

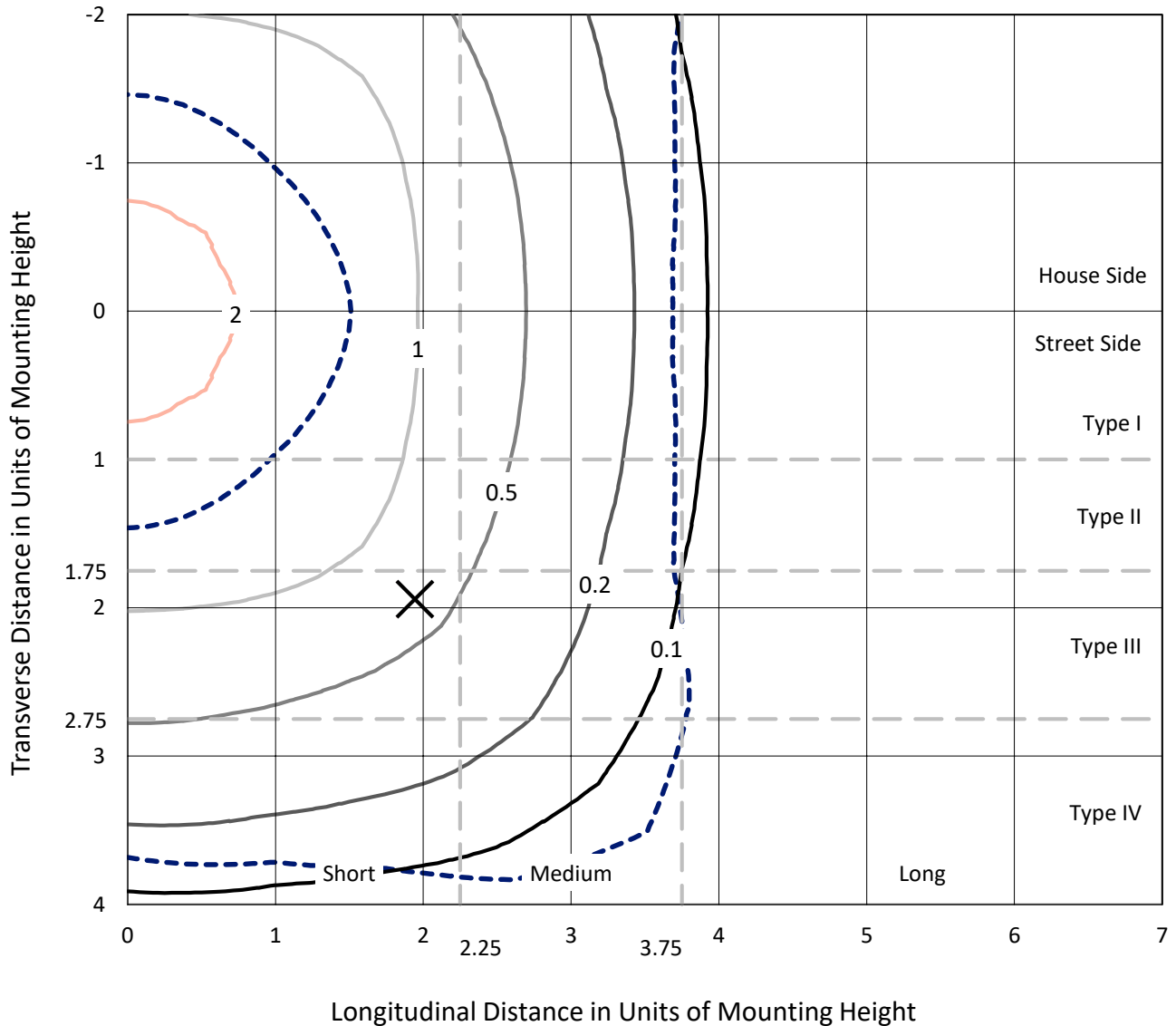
Input Watts (W): 162
Input Voltage (V): NR
Input Current (Ain): NR
Voltage Rise (V): NR
Power Factor: NR
Total Harmonic Distortion (THDi): NR
Frequency (hertz): 60
Stabilization Time: NR
Operation Time: NR
Ambient Temperature (°C): NR
Test Distance: 24 FT



REPORT NUMBER: P316149
 CATALOG NUMBER: GAN-SA5A-740-U-5WQ

Iso-Footcandle Lines of Horizontal Illumination

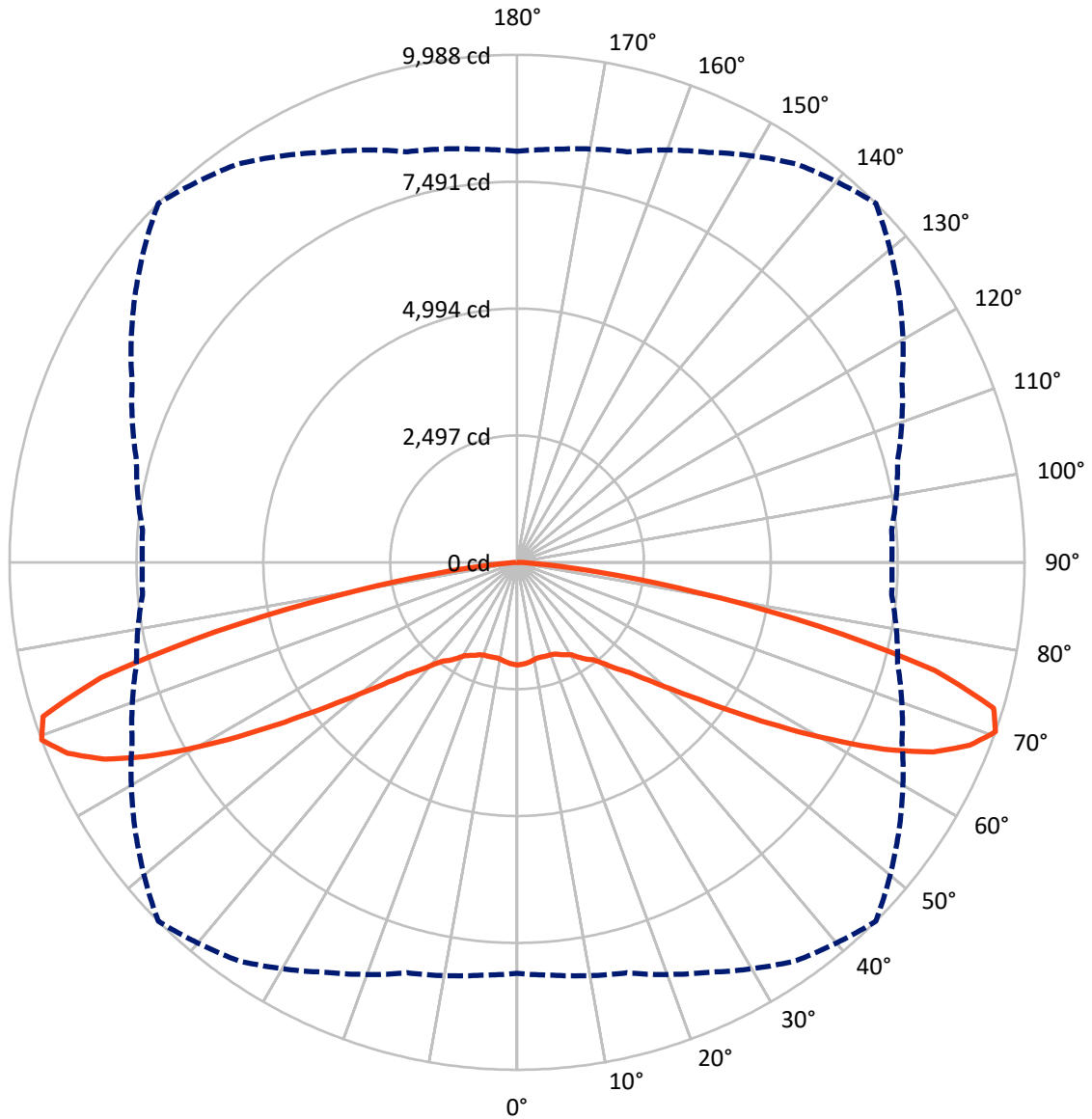
✕ Max cd
 - - - 1/2 Max cd



Based on 25 foot mounting height. Maximum calculated value = 3.2 fc
 Type V - Short - N/A

REPORT NUMBER: P316149
CATALOG NUMBER: GAN-SA5A-740-U-5WQ

Luminous Intensity Polar Plot



— Vertical Plane Through 45-Deg Lateral - - - Horizontal Cone Through 70-Deg Vertical

REPORT NUMBER: P316149
 CATALOG NUMBER: GAN-SA5A-740-U-5WQ

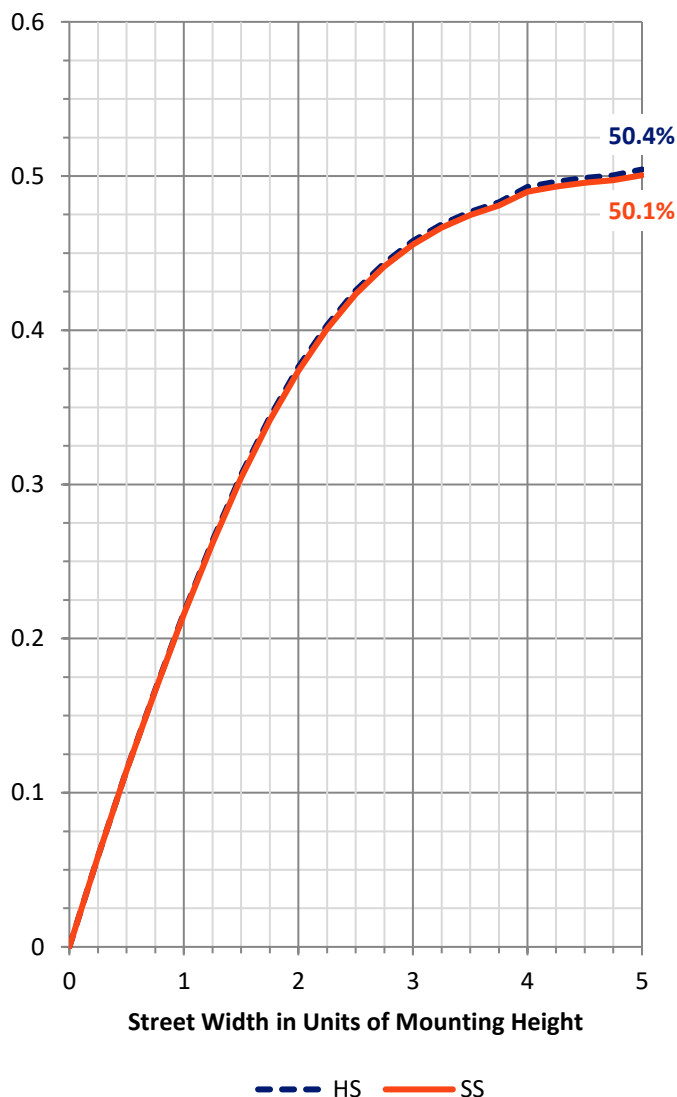
FLUX DISTRIBUTION:

		Downward	Upward	Total
House Side	Lumens	12266.5	0.0	12266.5
	% Fixture	50.0	0.0	50.0
Street Side	Lumens	12266.5	0.0	12266.5
	% Fixture	50.0	0.0	50.0
Total	Lumens	24533.0	0.0	24533.0
	% Fixture	100.0	0.0	100.0

ZONAL LUMENS:

Zone	Lumens	% Fixture
0°-10°	188.4	0.8
10°-20°	550.5	2.2
20°-30°	938.5	3.8
30°-40°	1466.5	6.0
40°-50°	2485.3	10.1
50°-60°	4532.1	18.5
60°-70°	7802.4	31.8
70°-80°	6115.8	24.9
80°-90°	453.5	1.8
90°-100°	0.0	0.0
100°-110°	0.0	0.0
110°-120°	0.0	0.0
120°-130°	0.0	0.0
130°-140°	0.0	0.0
140°-150°	0.0	0.0
150°-160°	0.0	0.0
160°-170°	0.0	0.0
170°-180°	0.0	0.0
0°-90°	24533.0	100.0
0°-180°	24533.0	100.0

Coefficient of Utilization

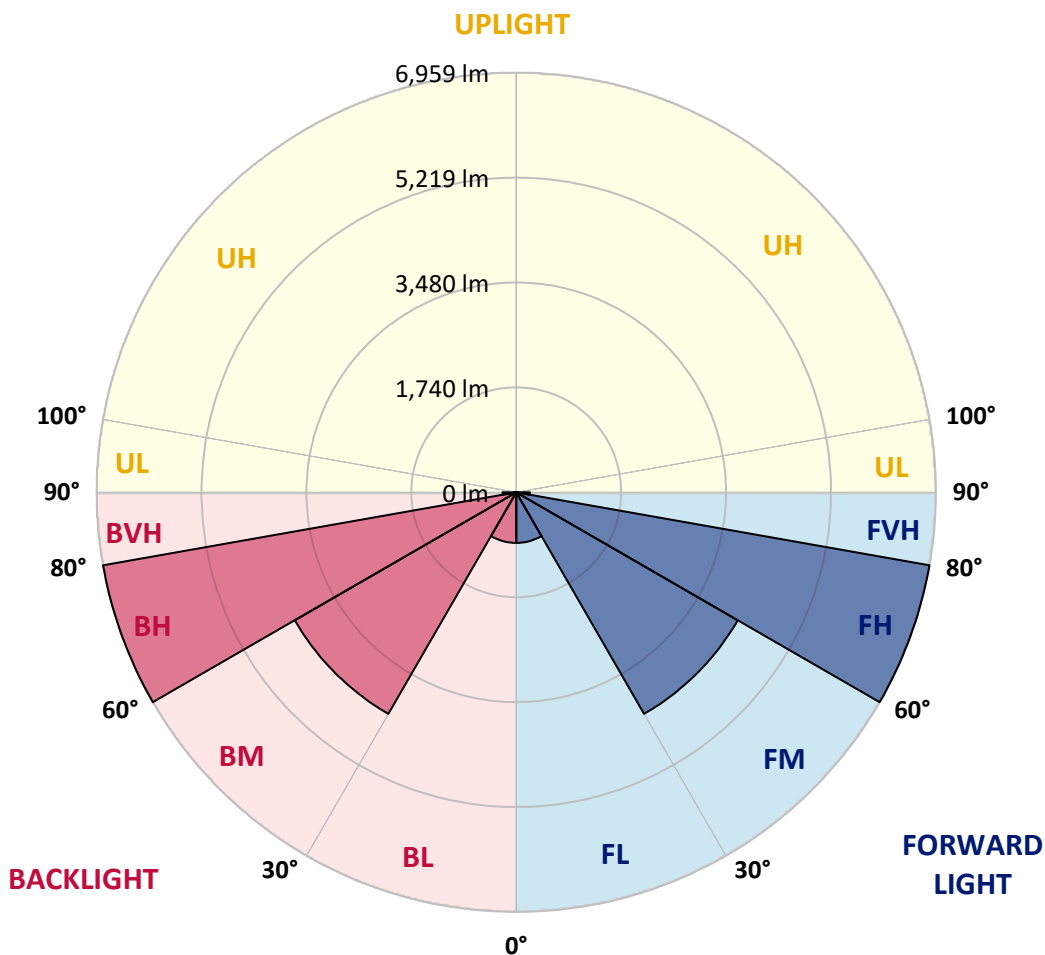


REPORT NUMBER: P316149
 CATALOG NUMBER: GAN-SA5A-740-U-5WQ

LUMINAIRE CLASSIFICATION SYSTEM LUMEN TABLE AND BUG RATING:

Zone	Lumens	% Fixture	Zone Rating/Lumen Limit		
			B	U	G
FL (0°-30°)	838.7	3.4			
FM (30°-60°)	4242.0	17.3			
FH (60°-80°)	6959.1	28.4			G3/7500
FVH (80°-90°)	226.7	0.9			G3/500
BL (0°-30°)	838.7	3.4	B2/1000		
BM (30°-60°)	4242.0	17.3	B3/5000		
BH (60°-80°)	6959.1	28.4	B5		G3/7500
BVH (80°-90°)	226.7	0.9			G3/500
UL (90°-100°)	0.0	0.0		U0/0	
UH (100°-180°)	0.0	0.0		U0/0	

BUG Rating: B5-U0-G3
 Type V Short





REPORT NUMBER: P316149
 CATALOG NUMBER: GAN-SA5A-740-U-5WQ

CANDELA DISTRIBUTION (FULL):

	0°	5°	15°	25°	35°	45°	55°	65°	75°	85°	90°
0°	2019.1	2019.1	2019.1	2019.1	2019.1	2019.1	2019.1	2019.1	2019.1	2019.1	2019.1
2.5°	2010.1	2012.6	2010.1	2011.8	2007.7	2009.3	2009.3	2009.3	2008.5	2009.3	2007.7
5°	1992.3	1993.9	1990.7	1992.3	1989.9	1992.3	1993.1	1992.3	1990.7	1991.5	1988.2
7.5°	1965.5	1967.1	1964.7	1967.1	1963.9	1967.9	1967.1	1964.7	1962.3	1962.3	1959.0
10°	1950.9	1951.7	1945.2	1942.8	1935.5	1937.1	1939.5	1942.0	1944.4	1949.3	1948.5
12.5°	1951.7	1951.7	1942.0	1931.4	1920.9	1923.3	1927.4	1936.3	1946.0	1955.0	1955.8
15°	1959.8	1959.0	1944.4	1927.4	1920.1	1927.4	1929.8	1935.5	1950.9	1966.3	1967.1
17.5°	1965.5	1965.5	1942.8	1923.3	1922.5	1933.9	1933.0	1935.5	1952.5	1975.2	1976.1
20°	1976.1	1976.1	1946.8	1925.7	1925.7	1937.9	1938.7	1942.8	1959.8	1985.0	1989.0
22.5°	1999.6	2000.4	1969.6	1952.5	1954.1	1961.5	1963.9	1970.4	1985.8	2013.4	2018.3
25°	2032.9	2034.5	2002.8	1993.1	1998.8	2012.6	2011.0	2015.8	2032.9	2059.6	2064.5
27.5°	2079.1	2075.1	2045.8	2041.8	2047.5	2057.2	2056.4	2057.2	2071.0	2095.4	2101.0
30°	2139.2	2137.6	2116.5	2118.9	2116.5	2113.2	2114.0	2120.5	2127.8	2147.3	2153.0
32.5°	2197.6	2199.2	2186.2	2198.4	2216.3	2228.4	2209.8	2191.9	2183.8	2194.4	2199.2
35°	2303.1	2307.2	2286.9	2278.8	2303.1	2338.8	2286.1	2256.8	2273.1	2286.9	2290.9
37.5°	2482.4	2484.9	2450.8	2418.3	2400.5	2434.6	2381.8	2384.3	2441.1	2467.0	2466.2
40°	2687.0	2687.8	2665.0	2636.6	2605.8	2613.9	2592.8	2599.3	2636.6	2660.2	2666.7
42.5°	2930.4	2928.0	2892.3	2851.7	2842.8	2850.9	2815.2	2810.3	2853.3	2895.5	2896.3
45°	3246.1	3240.4	3194.2	3149.5	3106.5	3088.7	3079.7	3103.3	3162.5	3201.5	3202.3
47.5°	3586.1	3570.7	3546.4	3510.6	3473.3	3455.5	3440.9	3452.2	3495.2	3510.6	3512.3
50°	3935.9	3939.1	3944.0	3930.2	3916.4	3910.7	3872.6	3850.7	3863.7	3835.3	3831.2
52.5°	4350.6	4357.1	4404.1	4443.9	4467.4	4479.6	4407.4	4331.9	4289.7	4234.5	4218.3
55°	4839.9	4850.5	4919.5	5029.8	5143.4	5203.5	5072.8	4931.6	4801.0	4697.9	4664.6
57.5°	5385.3	5403.9	5498.9	5710.7	5943.6	6085.6	5864.9	5608.4	5356.1	5207.5	5181.6
60°	6024.7	6042.6	6174.1	6477.6	6854.9	7068.4	6734.0	6314.5	6000.4	5858.4	5810.5
62.5°	6786.0	6787.6	6949.1	7303.7	7802.0	8099.0	7646.2	7085.4	6761.6	6590.4	6544.1
65°	7604.8	7608.8	7776.0	8159.1	8674.4	8997.4	8486.1	7901.8	7505.8	7253.4	7217.7
67.5°	8183.4	8200.4	8376.5	8837.5	9319.5	9610.9	9081.8	8421.2	7963.5	7662.4	7632.4
70°	8090.9	8157.4	8364.4	8902.4	9572.7	9988.2	9178.3	8359.5	7755.7	7400.3	7375.1
72.5°	7056.2	7183.6	7459.5	8165.5	9237.6	9809.7	8651.6	7487.1	6803.8	6501.1	6455.7
75°	4805.0	5012.0	5428.3	6446.7	7892.1	8493.4	7283.4	5969.6	5326.8	4908.1	4877.3
77.5°	2142.4	2189.5	2717.0	3889.6	5446.1	6099.4	5291.9	3905.0	2931.2	2338.0	2213.0
80°	597.3	604.6	806.7	1448.6	2725.9	3583.7	2926.4	1521.6	855.3	603.0	568.1
82.5°	189.9	206.1	251.6	375.7	916.2	1635.2	940.6	405.8	288.9	230.5	207.7
85°	92.5	91.7	127.4	152.6	233.7	361.9	249.1	188.3	164.7	109.6	99.0
87.5°	39.0	39.8	59.2	53.6	68.2	58.4	80.3	84.4	88.5	48.7	42.2
90°	0.0	0.0	0.0	0.0	0.0	0.0	0.0	0.0	0.0	0.0	0.0

(END OF REPORT)